

CLARK COUNTY-SPRINGFIELD
TRANSPORTATION COORDINATING COMMITTEE

TRANSPORTATION COORDINATING COMMITTEE
FRIDAY, MARCH 9, 2012
10:30 A.M.
SPRINGVIEW GOVERNMENT CENTER
3130 EAST MAIN STREET
PLANNING CONFERENCE ROOM

Chairman
Robert A. Warren

Vice Chairmen
Kent Sherry
John Burr
Leo Shanayda

Members
Elmer Beard
Mark Beckdahl
Bob Bender
Nancy Brown
Dana Bumgardner
James Campbell
Joyce Chilton
John Detrick
Kathy Estep
Herbert Greer
David Hartley
Tim Howard
Kimberly Jones
Toni Keller
Gene Kelly
Rick Lohnes
Lowell McGlothlin
Chris Moore
Kevin O'Neill
Matt Parrill
Bill Peters
Timothy Smith
Robert Suver
Alan Thompson
Larry Tillman
Tom Troxell

Honorary Member
William George

Transportation Director
Scott Schmid

AGENDA

- I. ROLL CALL**
- II. MINUTES** (Attached) **Action**
- III. FINANCIAL REPORTING**
 - a. Budget Status & Cash on Hand Report (Attached) **Action**
 - b. Summary of Expenses (Attached) **Action**
 - c. FY2012 Planning Work Program
 - i. Amendment #5 Resolution 2012-F (Attached) **Action**
 - d. Prior Approval Request
 - i. 2 staff members to attend the Grant Writing USA Training Workshop on March 27-28, 2012 in Dayton, Ohio – not to exceed \$1,080
- IV. TRANSPORTATION PLANNING UPDATE**
 - a. FY13 Draft Planning Work Program (Enclosure) **Discussion**
 - b. FY12-FY15 Transportation Improvement Program
 - i. Resolution 2012-G (Attached) **Action**
Statewide DERG Program CMAQ
 - c. TRAC TCC Comments (Attached) **Action**
 - d. 2040 Long Range Plan Update **Discussion**
 - e. Other
- V. TRANSPORTATION POLICY BOARD UPDATE**
 - a. Board Member Informational Session **Discussion**
 - b. Highway
 - i. Federal Highway Administration, ODOT Central Office, ODOT District 7, Clark County ODOT Garage, County Engineer & City Engineer **Discussion**
 - c. Transit
 - i. City of Springfield & SCAT **Discussion**
 - d. Railroad
 - i. TCC Staff & WESTCO **Discussion**
 - e. Trails
 - i. National Trails Parks and Recreation District & TCC Staff **Discussion**
 - f. Officials and Others
 - i. Federal, State, County Commission, Cities (Springfield & New Carlisle), Villages, Townships and Others **Discussion**

CC-STCC CASH on HAND & BUDGET STATUS Reports - FY12
as of February 29, 2012

	<i>General</i>	<i>Restricted</i>	<i>TOTAL</i>
Beginning Balance	\$ 78,138.38	\$ 50,985.73	\$ 129,124.11
Total Expenses			\$ 50,458.27
Total Receipts			\$ 50,504.20
Ending Balance	\$ 78,184.31	\$ 50,985.73	\$ 129,170.04

<i>Work Elements</i>	<i>Total Budget</i>	<i>Balance</i>	<i>Percent Expended</i>	<i>Monthly Expense</i>	<i>YTD Expenses</i>
601.1 Short Range Planning	\$ 184,118.00	\$ 102,558.86	44%	\$ 9,976.32	\$ 81,559.14
601.2 SR235 Corridor Management	\$ 150,000.00	\$ 71,639.87	52%	\$ 19,139.09	\$ 78,360.13
601.4 Northridge Sub Study (fy11)	\$ 80,000.00	\$ 15,307.65	81%		\$ 64,692.35
601.41 Northridge Sub Study	\$ 60,923.00	\$ 21,555.10	65%		\$ 39,367.90
601.5 Lower Valley Pike Byway Marketing	\$ 2,000.00	\$ 2,000.00	0%		\$ -
601.6 Safe Routes to School Program	\$ 4,000.00	\$ 4,000.00	0%		\$ -
601.71 Spfld Streets Conversion Study	\$ 44,500.00	\$ 7,921.04	82%		\$ 36,578.96
601.8 Regional Multi-Use Trail Website	\$ 4,000.00	\$ 4,000.00	0%		\$ -
602.1 Transportation Improvement Program	\$ 35,000.00	\$ 16,891.26	52%	\$ 1,145.96	\$ 18,108.74
605.1 Surveillance	\$ 101,500.00	\$ 39,077.69	61%	\$ 10,630.89	\$ 62,422.31
605.11 Surveillance (fy11)	\$ 12,400.00	\$ 45.87	100%		\$ 12,354.13
610.1 Long Range Planning	\$ 37,000.00	\$ 30,607.70	17%	\$ 1,587.20	\$ 6,392.30
665.1 Air Pollution Advisory Program	\$ 40,000.00	\$ 33,981.01	15%		\$ 6,018.99
667.1 Rideshare Program	\$ 71,812.70	\$ 12,268.13	83%	\$ 210.53	\$ 59,544.57
674.1 Paratransit Planning	\$ 10,000.00	\$ 5,286.05	47%	\$ 137.63	\$ 4,713.95
674.2 FTA Transit Planning	\$ 74,000.00	\$ 45,809.29	38%	\$ 456.52	\$ 28,190.71
674.3 Consolidated Transit Planning	\$ 18,000.00	\$ 2,703.76	85%	\$ 1,388.06	\$ 15,296.24
682.1 OPWC Infrastructure Support Program	\$ 65,000.00	\$ 51,429.79	21%	\$ 1,940.25	\$ 13,570.21
682.2 WESTCO Rail Freight Administration	\$ 100,000.00	\$ 46,477.08	54%	\$ 7,645.01	\$ 53,522.92
682.3 Clean Ohio Support Program	\$ 14,536.25	\$ 13,016.17	10%	\$ 527.41	\$ 1,520.08
682.4 ONRA Coordination Services	\$ 2,431.50	\$ 1,806.49	26%	\$ 21.63	\$ 625.01
682.41 ONRA Marketing Project	\$ 21,667.06	\$ 19,005.51	12%		\$ 2,661.55
682.42 ONRA Signage Project	\$ 161,671.57	\$ 155,473.63	4%	\$ 637.27	\$ 6,197.94
682.43 ONRA Gateway Project	\$ 13,125.00	\$ 6,596.66	50%		\$ 6,528.34
682.44 ONRA Mile Marker Project	\$ 45,000.00	\$ 45,000.00	0%		\$ -
682.5 SR794 (W. Blee Road) Plan	\$ 37,410.02	\$ 37,410.02	0%		\$ -
682.6 Job Ready Sites Program	\$ 5,000.00	\$ 4,207.35	16%		\$ 792.65
697.1 Public Involvement	\$ 55,000.00	\$ 34,162.04	38%	\$ 6,014.26	\$ 20,837.96
	\$ 1,450,095.10	\$ 830,238.02	43%	\$61,458.03	\$619,857.08

TCC Chairman

Date

Summary of Expenditures
Area Transportation Trust Fund
February 2012

					ODOT		FTA	Springfield				CLEAN	ODOT	Local	
	Description	Pd By	TCC	CPG	CPG	SR794	5307	FTA5307	CMAQ	OPWC	WESTCO	OHIO	ONRA	ONRA	TOTAL
SALARIES															
Transportation Study	01/23 - 02/05/12	# 16	5,108.15	4,555.81	569.48		159.66	19.96		471.96	1,487.12	209.76	153.60	38.40	12,773.90
Transportation Study	02/06 - 02/19/12	# 17	4,429.09	4,208.70	526.09				92.04	310.04	1,831.92	18.36	69.28	17.32	11,502.84
			-----	-----	-----	-----	-----	-----	-----	-----	-----	-----	-----	-----	-----
			9,537.24	8,764.51	1,095.57	0.00	159.66	19.96	92.04	782.00	3,319.04	228.12	222.88	55.72	24,276.74
OFFICE SUPPLIES															
Garrigans		15380	170.85												170.85
OTHER EXPENSES															
PERS	Feb-12		3,400.00												3,400.00
CEBCO Medical Insurance	Feb-12		7,500.00												7,500.00
State Mutual	Feb-12		13.30												13.30
Superior Dental	Feb-12		127.54												127.54
Medicare	Feb-12		270.00												270.00
OH Unemployment															0.00
Clark Co Commission	1st Q Office Rent	15370	7,754.85												7,754.85
Auditor State Ohio	FY12 state IPA review	15377	205.00												205.00
Cincinnati Bell	Feb. office phone	15378	77.00												77.00
Holmes Printing	HR Planning mailing	15379	451.33	3,610.65	451.33										4,513.31
Cincinnati Bell	Jan. 2012 long distance	15381	5.78												5.78
ESRI	ArcView annual renewal	15382	165.90	1,327.20	165.90										1,659.00
Survey Monkey	Survey results program	15383	20.00	160.00	20.00										200.00
Brian Mercer	Pitney Bowes late fee	15384	28.37												28.37
Zach Balassone	Feb. mileage	15385									45.39				45.39
Lamar Daniel	Feb. mileage	15386	5.10	40.80	5.10										51.00
Louis Agresta	Feb. mileage	15387	12.90	103.23	12.90					25.50		5.61			160.14
			20,037.07	5,241.88	655.23	0.00	0.00	0.00	0.00	25.50	45.39	5.61	0.00	0.00	26,181.53
TOTAL AMOUNT SUBMITTED			29,745.16	14,006.39	1,750.80	0.00	159.66	19.96	92.04	807.50	3,364.43	233.73	222.88	55.72	50,458.27
@	Includes indirect labor related costs to be distributed among all funding sources based on indirect costs rate.														
@@	Prior Approved.														

Approved March 09, 2012
Clark County - Springfield Transportation Coordinating Committee

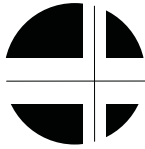
Director

Summary of Expenditures
Area Transportation Trust Fund
January 2012

	Description	Pd By	TCC	CPG	ODOT CPG	SR794	FTA 5307	Springfield FTA5307	CMAQ	OPWC	WESTCO	CLEAN OHIO	ODOT ONRA	Local ONRA	TOTAL
SALARIES															
Transportation Study	12/26 - 01/08/12	# 14	9,103.83	2,199.34	274.92	0.00	150.27	18.78		34.96	974.32		13.98	3.50	12,773.90
Transportation Study	01/09 - 01/22/12	# 15	5,929.74	4,409.78	551.22	0.00	197.23	24.65	60.16	87.40	1,333.28	34.96	116.38	29.10	12,773.90
			-----	-----	-----	-----	-----	-----	-----	-----	-----	-----	-----	-----	-----
			15,033.57	6,609.12	826.14	0.00	347.50	43.43	60.16	122.36	2,307.60	34.96	130.36	32.60	25,547.80
OFFICE SUPPLIES															
Garrigans	Desk hutch	15372	570.96												570.96
BEC	Color copier toner	15373	500.00												500.00
OTHER EXPENSES															
PERS	Jan-12		3,576.69												3,576.69
CEBCO Medical Insurance	Jan-12		7,555.63												7,555.63
State Mutual	Jan-12		13.30												13.30
Superior Dental	Jan-12		127.54												127.54
Medicare	Jan-12		285.78												285.78
OH Unemployment															0.00
LJB Inc.	Northridge study	15162	901.09	7,208.74	901.09										9,010.92
Charles Harris	Final 20% IPA review	15322	1,200.00												1,200.00
City Springfield	Oct & Nov phone	15342	38.78												38.78
Pitney Bowes	Postage meter rental	15343	301.00												301.00
Newman Traffic Signs	Rideshare Info signs	15360							975.46						975.46
DONet	Website hosting	15366	48.50	387.99	48.50						299.40				784.39
Cincinnati Bell	Jan. office phone	15367	77.00												77.00
Cincinnati Bell	Dec. long distance	15368	7.67												7.67
LineMark	ONRA Kiosk design	15369											1,880.80	470.20	2,351.00
Dietsch-Kilgore	ONRA Kiosk build	15371											3,341.87	835.47	4,177.34
Louis Agresta	Mileage & postage	15374	11.80	94.41	11.80					6.12					124.13
DONet	Domain name & storage	15375									19.98				19.98
Zach Balassone	Mileage	15376									45.90				45.90
			14,144.78	7,691.14	961.39	0.00	0.00	0.00	975.46	6.12	365.28	0.00	5,222.67	1,305.67	31,743.47
TOTAL AMOUNT SUBMITTED			29,749.31	14,300.26	1,787.53	0.00	347.50	43.43	1,035.62	128.48	2,672.88	34.96	5,353.03	1,338.27	57,291.27
@	Includes indirect labor related costs to be distributed among all funding sources based on indirect costs rate.														
@@	Prior Approved.														

Approved February 10, 2012
Clark County - Springfield Transportation Coordinating Committee


Director



Chairman

Robert A. Warren

Vice Chairmen

Kent Sherry

John Burr

Leo Shanayda

Members

Elmer Beard

Mark Beckdahl

Bob Bender

Nancy Brown

Dana Bumgardner

James Campbell

Joyce Chilton

John Detrick

Kathy Estep

Herbert Greer

David Hartley

Tim Howard

Kimberly Jones

Toni Keller

Gene Kelly

Rick Lohnes

Lowell McGlothin

Chris Moore

Kevin O'Neill

Matt Parrill

Bill Peters

Timothy Smith

Robert Suver

Alan Thompson

Larry Tillman

Tom Troxell

Honorary Member

William George

Transportation Director

Scott Schmid

Memo

To: TCC Members

From: Scott Schmid, Transportation Director

Date: February 29, 2012

Re: FY12 PWP Amendment #5

TCC approval is requested to revise the FY12 Planning Work Program to include a new work element 601.9. The new work element will be specifically used to receive and expend funds associated with the planning activities for the 2013 Cycling Summit to be held in Springfield. Funding will be classified as restricted local funding, and will be funded additionally with seed money in an amount of \$7,622.05 transferred directly from the City of Dayton. An additional amount will be raised throughout the next 18 months through fundraising activities to replenish the fund and act as seed money for the host of the 2015 Cycling Summit.

All expenditures associated with work element 601.9 will be direct cost. All staff labor expenses associated with planning for the event will be part of the 601.1 work element.

The additional funding associated with work element 601.9 will increase the total FY12 PWP budget to \$1,457,717.15.

RESOLUTION 2012 – F

**OF THE CLARK COUNTY-SPRINGFIELD TRANSPORTATION
COORDINATING COMMITTEE TO APPROVE AMENDMENT # 05 FOR THE
FY2012 PLANNING WORK PROGRAM**

WHEREAS, the Clark County-Springfield Transportation Coordinating Committee (TCC) is designated the metropolitan planning organization for area-wide transportation planning in Clark County by the Governor of the State of Ohio in accordance with the regulations of the United States Department of Transportation; and

WHEREAS, the TCC is responsible for producing and implementing an annual Planning Work Program (PWP), in cooperation with the Ohio Department of Transportation to describe the budget and work that will be performed by the TCC staff for the respective year; and

WHEREAS, \$ 7,622.05 from a transfer from the City of Dayton will be added to the Direct Expenses of a new work element 601.9 Miami Valley 2013 Cycling Summit; and

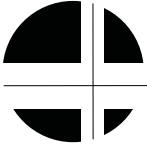
WHEREAS, these budget amendments will increase the FY2012 PWP by \$ 7,622.05 to a new Grand Total Budget of \$ 1,457,717.15.

BE IT THEREFORE RESOLVED:

That the members of the Clark County-Springfield Transportation Coordinating Committee approve the amendment to the FY2012 Planning Work Program as shown above and illustrated in the attachment.

Bob Warren
Chairman

March 09, 2012



Short Range Planning

Objective

To develop alternative transportation improvement actions that address near-term needs.

Element 601.9 – 2013 Miami Valley Cycling Summit

Purpose

The 2013 Cycling Summit will be held in Springfield on May 31, 2013.

Previous Work

The 2011 Miami Valley Cycling Summit was held in Dayton on May 20, 2011.

Methodology

This work element will be used for direct expenses related to hosting the 2013 Miami Valley Cycling Summit. Expenses will include rental fees associated with the venue, catering, and local and regional advertising of the event.

End Product

2013 Miami Valley Cycling Summit (5/13)

Financial Responsibility by Cost Category - Budget Table
FY2012 - Amendment # 05

	<i>Amended Budget # 5</i>	<i>Amended Budget # 4</i>	<i>Difference</i>
601 SHORT RANGE PLANNING			
<u>601.1 Short Range Planning</u>			
Direct Labor	\$ 66,000.00	\$ 66,000.00	\$0.00
Fringe Benefits	\$ 44,022.00	\$ 44,022.00	\$0.00
Indirect Expenses	\$ 40,946.40	\$ 40,946.40	\$0.00
Direct Expenses	\$ 33,149.60	\$ 33,149.60	\$0.00
Consultant Expenses	\$ 0.00	\$ 0.00	\$0.00
601.1 Subtotal	\$ 184,118.00	\$ 184,118.00	\$0.00
<u>601.2 SR235 Corridor Management</u>			
Direct Labor	\$0.00	\$0.00	\$0.00
Fringe Benefits	\$0.00	\$0.00	\$0.00
Indirect Expenses	\$0.00	\$0.00	\$0.00
Direct Expenses	\$0.00	\$0.00	\$0.00
Consultant Services	\$ 150,000.00	\$ 150,000.00	\$0.00
601.2 Subtotal	\$ 150,000.00	\$ 150,000.00	\$0.00
<u>601.4 Northridge Sub-Area Study (FY 11)</u>			
Direct Labor	\$ -	\$0.00	\$0.00
Fringe Benefits	\$ -	\$0.00	\$0.00
Indirect Expenses	\$ -	\$0.00	\$0.00
Direct Expenses	\$ -	\$0.00	\$0.00
Consultant Expenses	\$ 80,000.00	\$ 80,000.00	\$0.00
601.4 Subtotal (FY11 carryover)	\$ 80,000.00	\$ 80,000.00	\$0.00
<u>601.41 Northridge Sub-Area Study (FY 12)</u>			
Direct Labor	\$0.00	\$0.00	\$0.00
Fringe Benefits	\$0.00	\$0.00	\$0.00
Indirect Expenses	\$0.00	\$0.00	\$0.00
Direct Expenses	\$0.00	\$0.00	\$0.00
Consultant Expenses	\$ 60,923.00	\$ 60,923.00	\$0.00
601.41 Subtotal	\$ 60,923.00	\$ 60,923.00	\$0.00
<u>601.5 Lower Valley Pike Byway Marketing Project</u>			
Direct Expenses	\$ 2,000.00	\$ 2,000.00	\$0.00
601.5 Subtotal	\$ 2,000.00	\$ 2,000.00	\$0.00
<u>601.6 Safe Routes to School - Travel Plans</u>			
Consultant Expenses	\$ 4,000.00	\$ 4,000.00	\$0.00
601.6 Subtotal	\$ 4,000.00	\$ 4,000.00	\$0.00
<u>601.71 Springfield Streets Conversion Study</u>			
Consultant Expenses	\$ 44,500.00	\$ 44,500.00	\$0.00
601.71 Subtotal	\$ 44,500.00	\$ 44,500.00	\$0.00
<u>601.8 Regional Multi-Use Trail Website</u>			
Direct Expense	\$ 4,000.00	\$4,000.00	\$0.00
601.8 Subtotal	\$ 4,000.00	\$4,000.00	\$0.00
<u>601.9 Miami Valley 2013 Cycling Summit</u>			
Direct Expense	\$ 7,622.05	\$0.00	\$7,622.05
601.9 Subtotal	\$ 7,622.05	\$0.00	\$7,622.05
601 Total	\$ 537,163.05	\$ 529,541.00	\$7,622.05

Financial Responsibility by Cost Category - Budget Table

FY2012 - Amendment # 05

	<i>Amended Budget # 5</i>	<i>Amended Budget # 4</i>	<i>Difference</i>
<u>602 Transportation Improvement Program</u>			
<u>602.1 Transportation Improvement Program</u>			
Direct Labor	\$ 11,000.00	\$ 11,000.00	\$0.00
Fringe Benefits	\$ 7,337.00	\$ 7,337.00	\$0.00
Indirect Expenses	\$ 6,824.40	\$ 6,824.40	\$0.00
Direct Expenses	\$ 9,838.60	\$ 9,838.60	\$0.00
Consultant Expenses	\$ 0.00	\$ 0.00	\$0.00
602.1 Subtotal	\$ 35,000.00	\$ 35,000.00	\$0.00
602 Total	\$ 35,000.00	\$ 35,000.00	\$0.00
<u>605 CONTINUING PLANNING</u>			
<u>605.1 Surveillance (FY 12)</u>			
Direct Labor	\$ 25,000.00	\$ 25,000.00	\$0.00
Fringe Benefits	\$ 16,675.00	\$ 16,675.00	\$0.00
Indirect Expenses	\$ 15,510.00	\$ 15,510.00	\$0.00
Direct Expenses	\$ 44,315.00	\$ 44,315.00	\$0.00
Consultant Expenses	\$ 0.00	\$ 0.00	\$0.00
605.1 Subtotal	\$101,500.00	\$101,500.00	\$0.00
<u>605.11 Surveillance (FY 11)</u>			
Direct Labor	\$ 5,000.00	\$ 5,000.00	\$0.00
Fringe Benefits	\$ 3,335.00	\$ 3,335.00	\$0.00
Indirect Expenses	\$ 3,102.00	\$ 3,102.00	\$0.00
Direct Expenses	\$ 963.00	\$ 963.00	\$0.00
Consultant Expenses	\$ 0.00	\$ 0.00	\$0.00
605.11 Subtotal (FY11 carryover)	\$ 12,400.00	\$12,400.00	\$0.00
605 Total	\$ 113,900.00	\$ 113,900.00	\$0.00
<u>610 LONG RANGE PLANNING</u>			
<u>610.1 Long Range Plan</u>			
Direct Labor	\$ 15,000.00	\$ 15,000.00	\$0.00
Fringe Benefits	\$ 10,005.00	\$ 10,005.00	\$0.00
Indirect Expenses	\$ 9,306.00	\$ 9,306.00	\$0.00
Direct Expenses	\$ 2,689.00	\$ 2,689.00	\$0.00
Consultant Expenses	\$ 0.00	\$ 0.00	\$0.00
610 Total	\$ 37,000.00	\$ 37,000.00	\$0.00
<u>665 SPECIAL PROJECTS</u>			
<u>665.1 Air Pollution Advisory Program</u>			
Direct Labor	\$ 4,500.00	\$ 4,500.00	\$0.00
Fringe Benefits	\$ 3,001.50	\$ 3,001.50	\$0.00
Indirect Expenses	\$ 2,791.80	\$ 2,791.80	\$0.00
Direct Expenses	\$ 29,706.70	\$ 29,706.70	\$0.00
Consultant Expenses	\$ 0.00	\$ 0.00	\$0.00
665 Total	\$40,000.00	\$ 40,000.00	\$0.00
<u>667 RIDESHARE PROGRAM</u>			
<u>667.1 Rideshare Program</u>			
Direct Labor	\$ 4,500.00	\$ 4,500.00	\$0.00
Fringe Benefits	\$ 3,001.50	\$ 3,001.50	\$0.00
Indirect Expenses	\$ 2,791.80	\$ 2,791.80	\$0.00
Direct Expenses	\$ 61,519.40	\$ 61,519.40	\$0.00
Consultant Expenses	\$ 0.00	\$ 0.00	\$0.00
667 Total	\$71,812.70	\$ 71,812.70	\$0.00

Financial Responsibility by Cost Category - Budget Table

FY2012 - Amendment # 05

	<i>Amended Budget # 5</i>	<i>Amended Budget # 4</i>	<i>Difference</i>
674 MASS TRANSPORTATION			
<u>674.1 Paratransit Planning</u>			
Direct Labor	\$ 3,500.00	\$ 3,500.00	\$0.00
Fringe Benefits	\$ 2,334.50	\$ 2,334.50	\$0.00
Indirect Expenses	\$ 2,171.40	\$ 2,171.40	\$0.00
Direct Expenses	\$ 1,994.10	\$ 1,994.10	\$0.00
Consultant Services	\$ 0.00	\$ 0.00	\$0.00
674.1 Subtotal	\$ 10,000.00	\$ 10,000.00	\$0.00
<u>674.2 Transit Planning</u>			
Direct Labor	\$ 25,000.00	\$ 25,000.00	\$0.00
Fringe Benefits	\$ 16,675.00	\$ 16,675.00	\$0.00
Indirect Expenses	\$ 15,510.00	\$ 15,510.00	\$0.00
Direct Expenses	\$ 16,815.00	\$ 16,815.00	\$0.00
Consultant Services	\$ 0.00	\$ 0.00	\$0.00
674.2 Subtotal	\$ 74,000.00	\$ 74,000.00	\$0.00
<u>674.3 Coordinated Transit Planning</u>			
Direct Labor	\$ 7,000.00	\$ 7,000.00	\$0.00
Fringe Benefits	\$ 4,669.00	\$ 4,669.00	\$0.00
Indirect Expenses	\$ 4,342.80	\$ 4,342.80	\$0.00
Direct Expenses	\$ 1,988.20	\$ 1,988.20	\$0.00
Consultant Services	\$ 0.00	\$ 0.00	\$0.00
674.3 Subtotal	\$ 18,000.00	\$ 18,000.00	\$0.00
674 Total	\$ 102,000.00	\$ 102,000.00	\$0.00
682 LOCAL PROGRAM SUPPORT			
<u>682.1 OPWC - Infrastructure Program Support</u>			
Direct Labor	\$ 15,000.00	\$ 15,000.00	\$0.00
Fringe Benefits	\$ 10,005.00	\$ 10,005.00	\$0.00
Indirect Expenses	\$ 9,306.00	\$ 9,306.00	\$0.00
Direct Expenses	\$ 30,689.00	\$ 30,689.00	\$0.00
Consultant Services	\$ 0.00	\$ 0.00	\$0.00
682.1 Subtotal	\$ 65,000.00	\$ 65,000.00	\$0.00
<u>682.2 WESTCO - Rail Freight Administration</u>			
Direct Labor	\$ 31,500.00	\$ 31,500.00	\$0.00
Fringe Benefits	\$ 21,010.50	\$ 21,010.50	\$0.00
Indirect Expenses	\$ 19,542.60	\$ 19,542.60	\$0.00
Direct Expenses	\$ 27,946.90	\$ 27,946.90	\$0.00
Consultant Services	\$ 0.00	\$ 0.00	\$0.00
682.2 Subtotal	\$ 100,000.00	\$ 100,000.00	\$0.00
<u>682.3 Clean Ohio Program Support</u>			
Direct Labor	\$ 4,000.00	\$ 4,000.00	\$0.00
Fringe Benefits	\$ 2,668.00	\$ 2,668.00	\$0.00
Indirect Expenses	\$ 2,481.60	\$ 2,481.60	\$0.00
Direct Expenses	\$ 5,386.65	\$ 5,386.65	\$0.00
Consultant Services	\$ 0.00	\$ 0.00	\$0.00
682.3 Subtotal	\$ 14,536.25	\$ 14,536.25	\$0.00

Financial Responsibility by Cost Category - Budget Table

FY2012 - Amendment # 05

	<i>Amended Budget # 5</i>	<i>Amended Budget # 4</i>	<i>Difference</i>
<u>682.4 ONRA Coordination Services</u>			
Direct Labor	\$ 800.00	\$ 800.00	\$0.00
Fringe Benefits	\$ 533.60	\$ 533.60	\$0.00
Indirect Expenses	\$ 496.32	\$ 496.32	\$0.00
Direct Expenses	\$ 601.58	\$ 601.58	\$0.00
Consultant Services	\$0.00	\$0.00	\$0.00
682.4 Subtotal	\$ 2,431.50	\$ 2,431.50	\$0.00
<u>682.41 ONRA Marketing Project</u>			
Direct Labor	\$0.00	\$0.00	\$0.00
Fringe Benefits	\$0.00	\$0.00	\$0.00
Indirect Expenses	\$0.00	\$0.00	\$0.00
Direct Expenses	\$ 21,667.06	\$ 21,667.06	\$0.00
Consultant Services	\$0.00	\$0.00	\$0.00
682.4 Subtotal	\$ 21,667.06	\$ 21,667.06	\$0.00
<u>682.42 ONRA Signage Project</u>			
Direct Labor	\$ 6,150.00	\$ 6,150.00	\$0.00
Fringe Benefits	\$ 4,102.05	\$ 4,102.05	\$0.00
Indirect Expenses	\$ 3,815.46	\$ 3,815.46	\$0.00
Direct Expenses	\$ 117,604.06	\$ 117,604.06	\$0.00
Consultant Services	\$ 30,000.00	\$ 30,000.00	\$0.00
682.42 Subtotal	\$ 161,671.57	\$ 161,671.57	\$0.00
<u>682.43 ONRA Gateway Project</u>			
Direct Labor	\$0.00	\$0.00	\$0.00
Fringe Benefits	\$0.00	\$0.00	\$0.00
Indirect Expenses	\$0.00	\$0.00	\$0.00
Direct Expenses	\$0.00	\$0.00	\$0.00
Consultant Services	\$ 13,125.00	\$ 13,125.00	\$0.00
682.43 Subtotal	\$ 13,125.00	\$ 13,125.00	\$0.00
<u>682.44 ONRA Mile Marker Project</u>			
Direct Expenses	\$ 45,000.00	\$45,000.00	\$0.00
682.44 Subtotal	\$ 45,000.00	\$45,000.00	\$0.00
<u>682.5 SR794 (W. Blee Road) Plan</u>			
Direct Expenses	\$ 37,410.02	\$ 37,410.02	\$0.00
682.5 Subtotal	\$ 37,410.02	\$ 37,410.02	\$0.00
<u>682.6 Job Ready Sites Program</u>			
Direct Labor	\$ 1,500.00	\$ 1,500.00	0.00
Fringe Benefits	\$ 1,000.50	\$ 1,000.50	0.00
Indirect Expenses	\$ 930.60	\$ 930.60	0.00
Direct Expenses	\$ 1,568.90	\$ 1,568.90	0.00
Consultant Expenses	\$0.00	\$0.00	0.00
682.6 Subtotal	\$ 5,000.00	\$ 5,000.00	\$0.00
682 Total	\$ 465,841.40	\$ 465,841.40	\$0.00
<u>697 PUBLIC INVOLVEMENT</u>			
<u>697.1 Public Involvement</u>			
Direct Labor	\$ 10,000.00	\$ 10,000.00	\$0.00
Fringe Benefits	\$ 6,670.00	\$ 6,670.00	\$0.00
Indirect Expenses	\$ 6,204.00	\$ 6,204.00	\$0.00
Direct Expenses	\$ 32,126.00	\$ 32,126.00	\$0.00
Consultant Expenses	\$0.00	\$0.00	\$0.00
697 Total	\$ 55,000.00	\$ 55,000.00	\$0.00
<u>Total Financial Responsibility</u>			
Direct Labor	\$ 235,450.00	\$ 235,450.00	\$0.00
Fringe Benefits	\$ 157,045.15	\$ 157,045.15	\$0.00
Indirect Expenses	\$ 146,073.18	\$ 146,073.18	\$0.00
Direct Expenses	\$ 536,600.82	\$ 528,978.77	\$ 7,622.05
Consultant Services	\$ 382,548.00	\$ 382,548.00	\$0.00
Grand Total	\$ 1,457,717.15	\$ 1,450,095.10	\$ 7,622.05

FY2012
 FINANCIAL RESPONSIBILITY BY COST CATEGORY
 Amendment # 05

	CPG - USDOT	CPG - ODOT	FTA	FTA - CITY	STP	STP - ODOT	CMAQ	SRTSP	WESTCO	OPWC	CLEAN OH	JRS	NSBG - ODOT	NSBG - ONRA	LOCAL	TOTAL
SHORT RANGE PLANNING – 601.1																
<i>(FY12 CPG)</i>																
DIRECT LABOR	\$52,800.00	\$6,600.00													\$6,600.00	\$66,000.00
FRINGE BENEFITS	\$35,217.60	\$4,402.20													\$4,402.20	\$44,022.00
INDIRECT EXPENSES	\$32,757.12	\$4,094.64													\$4,094.64	\$40,946.40
DIRECT EXPENSES	\$26,519.68	\$3,314.96													\$3,314.96	\$33,149.60
CONSULTANT EXPENSES	\$0.00	\$0.00													\$0.00	\$0.00
																\$184,118.00
SR235 CORRIDOR MGT - 601.2																
DIRECT LABOR																\$0.00
FRINGE BENEFITS																\$0.00
INDIRECT EXPENSES																\$0.00
DIRECT EXPENSES																\$0.00
CONSULTANT EXPENSES					\$120,000.00	\$30,000.00										\$150,000.00
																\$150,000.00
NORTHRIDGE AREA STUDY - 601.4																
<i>(FY11 carryover)</i>																
DIRECT LABOR	\$0.00	\$0.00													\$0.00	\$0.00
FRINGE BENEFITS	\$0.00	\$0.00													\$0.00	\$0.00
INDIRECT EXPENSES	\$0.00	\$0.00													\$0.00	\$0.00
DIRECT EXPENSES	\$0.00	\$0.00													\$0.00	\$0.00
CONSULTANT EXPENSES	\$64,000.00	\$8,000.00													\$8,000.00	\$80,000.00
																\$80,000.00
NORTHRIDGE AREA STUDY - 601.41																
<i>(FY 12 CPG)</i>																
DIRECT LABOR	\$0.00	\$0.00													\$0.00	\$0.00
FRINGE BENEFITS	\$0.00	\$0.00													\$0.00	\$0.00
INDIRECT EXPENSES	\$0.00	\$0.00													\$0.00	\$0.00
DIRECT EXPENSES	\$0.00	\$0.00													\$0.00	\$0.00
CONSULTANT EXPENSES	\$48,738.40	\$6,092.30													\$6,092.30	\$60,923.00
																\$60,923.00
LOWER VALLEY PIKE BYWAY MARKETING PROJECT – 601.5																
<i>(FY12 CPG)</i>																
DIRECT LABOR															\$0.00	\$0.00
FRINGE BENEFITS															\$0.00	\$0.00
INDIRECT EXPENSES															\$0.00	\$0.00
DIRECT EXPENSES	\$1,600.00	\$200.00													\$200.00	\$2,000.00
CONSULTANT EXPENSES															\$0.00	\$0.00
																\$2,000.00
SAFE ROUTES TO SCHOOL – SCHOOL TRAVEL PLANS – 601.6																
DIRECT LABOR								\$0.00								\$0.00
FRINGE BENEFITS								\$0.00								\$0.00
INDIRECT EXPENSES								\$0.00								\$0.00
DIRECT EXPENSES								\$0.00								\$0.00
CONSULTANT EXPENSES								\$4,000.00								\$4,000.00
																\$4,000.00
SPFLD STREETS CONVERSION STUDY - 601.71																
<i>(FY12 CPG)</i>																
DIRECT LABOR	\$0.00	\$0.00													\$0.00	\$0.00
FRINGE BENEFITS	\$0.00	\$0.00													\$0.00	\$0.00
INDIRECT EXPENSES	\$0.00	\$0.00													\$0.00	\$0.00
DIRECT EXPENSES	\$0.00	\$0.00													\$0.00	\$0.00
CONSULTANT EXPENSES	\$35,600.00	\$4,450.00													\$4,450.00	\$44,500.00
																\$44,500.00
REGIONAL MULTI-USE TRAIL WEBSITE - 601.8																
<i>(FY12 CPG)</i>																
DIRECT LABOR	\$0.00	\$0.00													\$0.00	\$0.00
FRINGE BENEFITS	\$0.00	\$0.00													\$0.00	\$0.00
INDIRECT EXPENSES	\$0.00	\$0.00													\$0.00	\$0.00
DIRECT EXPENSES	\$3,200.00	\$400.00													\$400.00	\$4,000.00
CONSULTANT EXPENSES	\$0.00	\$0.00													\$0.00	\$0.00
																\$4,000.00

FY2012
 FINANCIAL RESPONSIBILITY BY COST CATEGORY
 Amendment # 05

	CPG - USDOT	CPG - ODOT	FTA	FTA - CITY	STP	STP - ODOT	CMAQ	SRTSP	WESTCO	OPWC	CLEAN OH	JRS	NSBG - ODOT	NSBG - ONRA	LOCAL	TOTAL	
MIAMI VALLEY 2013 CYCLING																	
SUMMIT - 601.9																	
DIRECT LABOR																\$0.00	\$0.00
FRINGE BENEFITS																\$0.00	\$0.00
INDIRECT EXPENSES																\$0.00	\$0.00
DIRECT EXPENSES																\$7,622.05	\$7,622.05
CONSULTANT EXPENSES																\$0.00	\$0.00
																	\$7,622.05
TRANSPORTATION IMPROVEMENT																	
PROGRAM - 602.1 (FY12 CPG)																	
DIRECT LABOR	\$8,800.00	\$1,100.00														\$1,100.00	\$11,000.00
FRINGE BENEFITS	\$5,869.60	\$733.70														\$733.70	\$7,337.00
INDIRECT EXPENSES	\$5,459.52	\$682.44														\$682.44	\$6,824.40
DIRECT EXPENSES	\$7,870.88	\$983.86														\$983.86	\$9,838.60
CONSULTANT EXPENSES	\$0.00	\$0.00														\$0.00	\$0.00
																	\$35,000.00
SURVEILLANCE - 605.1 (FY12 CPG)																	
DIRECT LABOR	\$20,000.00	\$2,500.00														\$2,500.00	\$25,000.00
FRINGE BENEFITS	\$13,340.00	\$1,667.50														\$1,667.50	\$16,675.00
INDIRECT EXPENSES	\$12,408.00	\$1,551.00														\$1,551.00	\$15,510.00
DIRECT EXPENSES	\$35,452.00	\$4,431.50														\$4,431.50	\$44,315.00
CONSULTANT EXPENSES	\$0.00	\$0.00														\$0.00	\$0.00
																	\$101,500.00
SURVEILLANCE - 605.11 (FY11 carryover)																	
DIRECT LABOR	\$4,000.00	\$500.00														\$500.00	\$5,000.00
FRINGE BENEFITS	\$2,668.00	\$333.50														\$333.50	\$3,335.00
INDIRECT EXPENSES	\$2,481.60	\$310.20														\$310.20	\$3,102.00
DIRECT EXPENSES	\$770.40	\$96.30														\$96.30	\$963.00
CONSULTANT EXPENSES	\$0.00	\$0.00														\$0.00	\$0.00
																	\$12,400.00
LONG RANGE TRANSPORTATION																	
PLAN - 610.1 (FY12 CPG)																	
DIRECT LABOR	\$12,000.00	\$1,500.00														\$1,500.00	\$15,000.00
FRINGE BENEFITS	\$8,004.00	\$1,000.50														\$1,000.50	\$10,005.00
INDIRECT EXPENSES	\$7,444.80	\$930.60														\$930.60	\$9,306.00
DIRECT EXPENSES	\$2,151.20	\$268.90														\$268.90	\$2,689.00
CONSULTANT EXPENSES	\$0.00	\$0.00														\$0.00	\$0.00
																	\$37,000.00
AIR POLLUTION ADVISORY																	
PROGRAM - 665.1																	
DIRECT LABOR							\$4,500.00										\$4,500.00
FRINGE BENEFITS							\$3,001.50										\$3,001.50
INDIRECT EXPENSES							\$2,791.80										\$2,791.80
DIRECT EXPENSES							\$29,706.70										\$29,706.70
CONSULTANT EXPENSES							\$0.00										\$0.00
																	\$40,000.00
RIDESHARE PROGRAM - 667.1																	
DIRECT LABOR							\$4,500.00										\$4,500.00
FRINGE BENEFITS							\$3,001.50										\$3,001.50
INDIRECT EXPENSES							\$2,791.80										\$2,791.80
DIRECT EXPENSES							\$61,519.40										\$61,519.40
CONSULTANT EXPENSES							\$0.00										\$0.00
																	\$71,812.70
PARATRANSIT PLANNING - 674.1 (FY12 CPG)																	
DIRECT LABOR	\$2,800.00	\$350.00														\$350.00	\$3,500.00
FRINGE BENEFITS	\$1,867.60	\$233.45														\$233.45	\$2,334.50
INDIRECT EXPENSES	\$1,737.12	\$217.14														\$217.14	\$2,171.40
DIRECT EXPENSES	\$1,595.28	\$199.41														\$199.41	\$1,994.10
CONSULTANT EXPENSES	\$0.00	\$0.00														\$0.00	\$0.00
																	\$10,000.00

FY2012
 FINANCIAL RESPONSIBILITY BY COST CATEGORY
 Amendment # 05

	CPG - USDOT	CPG - ODOT	FTA	FTA - CITY	STP	STP - ODOT	CMAQ	SRTSP	WESTCO	OPWC	CLEAN OH	JRS	NSBG - ODOT	NSBG - ONRA	LOCAL	TOTAL	
TRANSIT PLANNING – 674.2																	
DIRECT LABOR			\$20,000.00	\$2,500.00												\$2,500.00	\$25,000.00
FRINGE BENEFITS			\$13,340.00	\$1,667.50												\$1,667.50	\$16,675.00
INDIRECT EXPENSES			\$12,408.00	\$1,551.00												\$1,551.00	\$15,510.00
DIRECT EXPENSES			\$13,452.00	\$1,681.50												\$1,681.50	\$16,815.00
CONSULTANT EXPENSES			\$0.00	\$0.00												\$0.00	\$0.00
																	\$74,000.00
CONSOLIDATED TRANSIT PLANNING - 674.3 (FY12 CPG)																	
DIRECT LABOR	\$5,600.00	\$700.00														\$700.00	\$7,000.00
FRINGE BENEFITS	\$3,735.20	\$466.90														\$466.90	\$4,669.00
INDIRECT EXPENSES	\$3,474.24	\$434.28														\$434.28	\$4,342.80
DIRECT EXPENSES	\$1,590.56	\$198.82														\$198.82	\$1,988.20
CONSULTANT EXPENSES	\$0.00	\$0.00														\$0.00	\$0.00
																	\$18,000.00
OPWC INFRASTRUCTURE SUPPORT PROGRAM – 682.1																	
DIRECT LABOR										\$15,000.00							\$15,000.00
FRINGE BENEFITS										\$10,005.00							\$10,005.00
INDIRECT EXPENSES										\$9,306.00							\$9,306.00
DIRECT EXPENSES										\$30,689.00							\$30,689.00
CONSULTANT EXPENSES										\$0.00							\$0.00
																	\$65,000.00
WESTCO PORT AUTHORITY RAIL FREIGHT ADMINISTRATION - 682.2																	
DIRECT LABOR									\$31,500.00								\$31,500.00
FRINGE BENEFITS									\$21,010.50								\$21,010.50
INDIRECT EXPENSES									\$19,542.60								\$19,542.60
DIRECT EXPENSES									\$27,946.90								\$27,946.90
CONSULTANT EXPENSES									\$0.00								\$0.00
																	\$100,000.00
OPWC DISTRICT 11 CLEAN OHIO PROGRAM – 682.3																	
DIRECT LABOR											\$4,000.00						\$4,000.00
FRINGE BENEFITS											\$2,668.00						\$2,668.00
INDIRECT EXPENSES											\$2,481.60						\$2,481.60
DIRECT EXPENSES											\$5,386.65						\$5,386.65
CONSULTANT EXPENSES											\$0.00						\$0.00
																	\$14,536.25
OHIO HISTORIC NATIONAL ROAD BYWAY ADMINISTRATION – 682.4																	
DIRECT LABOR													\$640.00	\$160.00			\$800.00
FRINGE BENEFITS													\$426.88	\$106.72			\$533.60
INDIRECT EXPENSES													\$397.06	\$99.26			\$496.32
DIRECT EXPENSES													\$481.26	\$120.32			\$601.58
CONSULTANT EXPENSES													\$0.00	\$0.00			\$0.00
																	\$2,431.50
OHIO HISTORIC NATIONAL ROAD MARKETING PROJECT– 682.41																	
DIRECT LABOR													\$0.00	\$0.00			\$0.00
FRINGE BENEFITS													\$0.00	\$0.00			\$0.00
INDIRECT EXPENSES													\$0.00	\$0.00			\$0.00
DIRECT EXPENSES													\$17,333.65	\$4,333.41			\$21,667.06
CONSULTANT EXPENSES													\$0.00	\$0.00			\$0.00
																	\$21,667.06

FY2012
FINANCIAL RESPONSIBILITY BY COST CATEGORY
 Amendment # 05

	CPG - USDOT	CPG - ODOT	FTA	FTA - CITY	STP	STP - ODOT	CMAQ	SRTSP	WESTCO	OPWC	CLEAN OH	JRS	NSBG - ODOT	NSBG - ONRA	LOCAL	TOTAL
OHIO HISTORIC NATIONAL ROAD																
SIGNAGE PROJECT – 682.42																
DIRECT LABOR													\$4,920.00	\$1,230.00		\$6,150.00
FRINGE BENEFITS													\$3,281.64	\$820.41		\$4,102.05
INDIRECT EXPENSES													\$3,052.37	\$763.09		\$3,815.46
DIRECT EXPENSES													\$94,083.25	\$23,520.81		\$117,604.06
CONSULTANT EXPENSES													\$24,000.00	\$6,000.00		\$30,000.00
																\$161,671.57
OHIO HISTORIC NATIONAL ROAD																
GATEWAY PROJECT – 682.43																
DIRECT LABOR													\$0.00	\$0.00		\$0.00
FRINGE BENEFITS													\$0.00	\$0.00		\$0.00
INDIRECT EXPENSES													\$0.00	\$0.00		\$0.00
DIRECT EXPENSES													\$0.00	\$0.00		\$0.00
CONSULTANT EXPENSES													\$10,500.00	\$2,625.00		\$13,125.00
																\$13,125.00
OHIO HISTORIC NATIONAL ROAD																
MILE MARKER PROJECT - 682.44																
DIRECT LABOR													\$0.00	\$0.00		\$0.00
FRINGE BENEFITS													\$0.00	\$0.00		\$0.00
INDIRECT EXPENSES													\$0.00	\$0.00		\$0.00
DIRECT EXPENSES													\$36,000.00	\$9,000.00		\$45,000.00
CONSULTANT EXPENSES													\$0.00	\$0.00		\$0.00
																\$45,000.00
STATE ROUTE 794 (W. BLEE ROAD)																
PLANNING CONTINUATION – 682.5																
DIRECT LABOR																\$0.00
FRINGE BENEFITS																\$0.00
INDIRECT EXPENSES																\$0.00
DIRECT EXPENSES																\$37,410.02
CONSULTANT EXPENSES																\$0.00
																\$37,410.02
OPWC DISTRICT 11 JOB READY																
SITES PROGRAM – 682.6																
DIRECT LABOR													\$1,500.00			\$1,500.00
FRINGE BENEFITS													\$1,000.50			\$1,000.50
INDIRECT EXPENSES													\$930.60			\$930.60
DIRECT EXPENSES													\$1,568.90			\$1,568.90
CONSULTANT EXPENSES													\$0.00			\$0.00
																\$5,000.00
PUBLIC INVOLVEMENT – 697.1 (FY12 CPG)																
DIRECT LABOR	\$8,000.00	\$1,000.00														\$1,000.00
FRINGE BENEFITS	\$5,336.00	\$667.00														\$667.00
INDIRECT EXPENSES	\$4,963.20	\$620.40														\$620.40
DIRECT EXPENSES	\$25,700.80	\$3,212.60														\$3,212.60
CONSULTANT EXPENSES	\$0.00	\$0.00														\$0.00
																\$55,000.00
TOTAL FINANCIAL RESPONSIBILITY																
DIRECT LABOR	\$114,000.00	\$14,250.00	\$20,000.00	\$2,500.00	\$0.00	\$0.00	\$9,000.00	\$0.00	\$31,500.00	\$15,000.00	\$4,000.00	\$1,500.00	\$5,560.00	\$1,390.00	\$16,750.00	\$235,450.00
FRINGE BENEFITS	\$76,038.00	\$9,504.75	\$13,340.00	\$1,667.50	\$0.00	\$0.00	\$6,003.00	\$0.00	\$21,010.50	\$10,005.00	\$2,668.00	\$1,000.50	\$3,708.52	\$927.13	\$11,172.25	\$157,045.15
INDIRECT EXPENSES	\$70,725.60	\$8,840.70	\$12,408.00	\$1,551.00	\$0.00	\$0.00	\$5,583.60	\$0.00	\$19,542.60	\$9,306.00	\$2,481.60	\$930.60	\$3,449.42	\$862.36	\$10,391.70	\$146,073.18
DIRECT EXPENSES	\$106,450.80	\$13,306.35	\$13,452.00	\$1,681.50	\$0.00	\$0.00	\$91,226.10	\$0.00	\$27,946.90	\$30,689.00	\$5,386.65	\$1,568.90	\$147,898.16	\$36,974.54	\$60,019.92	\$536,600.82
CONSULTANT EXPENSES	\$148,338.40	\$18,542.30	\$0.00	\$0.00	\$120,000.00	\$30,000.00	\$0.00	\$4,000.00	\$0.00	\$0.00	\$0.00	\$0.00	\$34,500.00	\$8,625.00	\$18,542.30	\$382,548.00
TOTAL	\$515,552.80	\$64,444.10	\$59,200.00	\$7,400.00	\$120,000.00	\$30,000.00	\$111,812.70	\$4,000.00	\$100,000.00	\$65,000.00	\$14,536.25	\$5,000.00	\$195,116.10	\$48,779.03	\$116,876.17	\$1,457,717.15

RESOLUTION 2012 - G

OF THE CLARK COUNTY-SPRINGFIELD TRANSPORTATION COORDINATING COMMITTEE TO AMEND THE FY2012-FY2015 TRANSPORTATION IMPROVEMENT PROGRAM

WHEREAS, the Clark County-Springfield Transportation Coordinating Committee (TCC) is designated the metropolitan planning organization for area-wide transportation planning in Clark County by the Governor of the State of Ohio in accordance with the regulations of the United States Department of Transportation; and

WHEREAS, the TCC is responsible for maintaining the area's Transportation Improvement Program (TIP), in cooperation with local governments, transportation providers, and the Ohio Department of Transportation (ODOT); and

WHEREAS, the ODOT has determined a implementation is needed for OH-DERG (State Wide Line Item 000032); and

WHEREAS, the project addition for the Diesel Emissions Reduction Grant for \$10,000,000 in S-CMAQ is fiscally constrained to the Transportation Improvement Program; and

WHEREAS, the project is consistent with the 2030 Transportation Plan; and

WHEREAS, the next scheduled update of the biennial Transportation Improvement Program is not until SFY2014.

BE IT THEREFORE RESOLVED:


That the members of the Clark County-Springfield Transportation Coordinating Committee approve the amendment to the FY2012-FY2015 Transportation Improvement Program as shown on the reverse side of this resolution.

Bob Warren
Chairman

March 9, 2012

Transportation Improvement Program SFY2012-2015
Amendment Resolution 2012-G

STIP Reference ID	COUNTY-ROUTE-SECTION	STATEWIDE LINE ITEMS	DEFINITION	TOTAL PROJECT COST (000'S)	TYPE OF FEDERAL FUNDS	TOTAL COST BY PHASE		
						PE	R/W	CO
STW Line Item 000032	N/A	DEISEL EMISSIONS REDUCTION GRANT PROGRAM	Ohio EPA administers the DERG program. This is a biennium budget for 2012-2013 focused on reducing mobile source deisel emissions. Phase Type Other.	\$10,000	CMAQ			



CLARK COUNTY-SPRINGFIELD
TRANSPORTATION COORDINATING COMMITTEE

March 9, 2012

Ohio Department of Transportation
Transportation Review Advisory Council
Attn: Jim Gates
1980 W. Broad Street
Columbus, OH 43223

RE: Draft 2013-2016 TRAC Project List

Dear Mr. Gates,

The Clark County-Springfield Transportation Coordinating Committee (CCSTCC), designated as the Metropolitan Planning Organization (MPO) for the Clark County area, would like to thank you and the Transportation Review Advisory Council for the difficult task of balancing the Major New Program. The members and staff of CCSTCC would like to submit the following comments regarding the draft project list:

First and foremost, CCSTCC recognizes and applauds the attempt to prioritize the Major New program using realistic fiscal projections and constraining the list accordingly. As an MPO responsible for the completion of a Transportation Plan and Transportation Improvement Program, we understand the importance and the need for fiscal constraint.

However, the draft Tier I project list appears to be constrained only on the revenue projection side, and not the expenditure side. CCSTCC has concerns that projects that are listed in Tier I and planned for construction 10+ years out have not had their construction costs inflated accordingly utilizing the current ODOT Business Plan. CCSTCC utilizes the inflation forecast in the ODOT Business Plan to project construction costs of projects within the Transportation Plan and would recommend that TRAC do the same for the Tier I list in order to maintain a fully fiscally constrained list of projects.

CCSTCC disagrees with the methodology used to prioritize projects on the Tier I list. The Tier I list reflects a "first come, first served" approach that puts projects which have not cleared the environmental process behind Tier I projects. The Tier II CLA-IR70 Phase 1 widening project (PID 82381), for instance, has an environmental clearance date in April 2012 and a plan file date in October 2012. This project will be "ready to go" before over three-quarters of the projects on the draft Tier I list.

Chairman
Robert A. Warren

Vice Chairmen
Kent Sherry
John Burr
Leo Shanayda

Members
Elmer Beard
Mark Beckdahl
Bob Bender
Nancy Brown
Dana Bumgardner
James Campbell
Joyce Chilton
John Detrick
Kathy Estep
Herbert Greer
David Hartley
Tim Howard
Kimberly Jones
Toni Keller
Gene Kelly
Rick Lohnes
Lowell McGlothlin
Chris Moore
Kevin O'Neill
Matt Parrill
Bill Peters
Timothy Smith
Robert Suver
Alan Thompson
Larry Tillman
Tom Troxell

Honorary Member
William George

Transportation Director
Scott Schmid

However, using the draft methodology, this project would be positioned in FY2037 or beyond, behind projects that will not have completed plans for several years. We request that the list be reprioritized based upon the scoring criteria used in the TRAC Policies and Procedures document dated June 2, 2011.

As a general comment, CCSTCC recognizes that this draft list is composed of transportation projects that are of great importance to the state of Ohio. CCSTCC requests that the TRAC and the Ohio Department of Transportation use this list of projects, no matter how they are prioritized, as an example to address the inadequate level of transportation funding. If the Tier I list represents projects that are “critical to the mobility, economic development, and quality of life of the citizens of Ohio,” then it is simply unacceptable that it will require 22+ years to see these projects through construction.

Again, thank you for your time and consideration of these comments.

Sincerely,

Robert A. Warren
Chairman

Scott G. Schmid
Transportation Director

cc: Representative Ross McGregor
Representative Robert Hackett
Senator Chris Widener